

Elegance

CNC Wheel Diamond Cutting Expert



Turkey
Discover
the potential





Over 1000 emails, over 120 hours of pre-meetings, over 1500 hours of R&D work, lots of trashed interface designs to find the best, over 900 hours of design, hundreds of page sketches, a few scrapped prototypes, tens of wheels test, and perfect result...

A few things that come to our mind to create Elegance.

Never forget 2,14!



Strong, durable, agile and rigid. This is how we define the design of **Elegance CNC Wheel Diamond Cutting Expert**. It is a real design wonder with wide-view glass designs, bright interior lighting, foldable control panel, combined door system and more.

We know that there is no space for anything unnecessary. That's why we have prepared a solid cabinet design that will store all features within 2,14 m². Let's see, what we have done for you.



Ergonomic, compact, foldable.

The control panel, which is specially designed for you to be in the best position during operation, provides a wide viewing experience with its superior ease of use and **17.3" or 15.6" Full HD touch screen**. The keypad and handwheel placed under the screen are specially designed to keep all the buttons that should always be on hand.

The touchscreen computer, which contains the Windows OS, provides remote support to the application with the integrated **Wi-Fi system**, while also providing **Wi-Fi report printing and e-mail sending features**.

Thanks to its **space-saving design**, it has been specially designed to fold into its slot when you are done with machining, so that you can both protect the screen and save space.



Touchpad



Resolution



17,3" / 15,6"
Screen




Wi-Fi

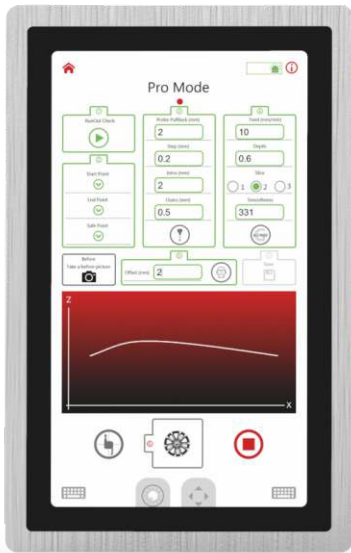


New Mode

Follow me, Step by step.



Start a new wheel, step by step. The “New” Mode of Elegance, specially designed for beginners and cautious operators. Control RunOut first, set the starting and ending points, adjust the scanning settings, create the G-Code, simulate and cut. Save the work if you want, and cut the other wheel of the car with the last settings if you want, and finish. Easy, safe, fast. Get the best result in 6 steps. That's all.



Pro Mode

We know, you are professional.

You are professional now. So, to save you time, we put every step in one page. Don't worry, you can still save your work and you can still create reports. Of course, you can still do the whole process step by step and make a perfect, shiny cut.

Free Mode

Beautify with your hands.

Put your signature on wheels with Free Mode. Turn the wheel with adjustable low speed for deburring and finish with handcrafted perfect touch. You can still move tool holder with HandWheel or Jog Pad.

Open


Create your own archive.

Store more than 20.000 records with before and after pictures. Filter them with customer name or car brand, even with car model. Open it again on New Mode and re-cut wheels with previous settings to avoid scanning process. If you want to e-mail report again, find the record and send it to your customer.

Simulation Did we overdo it?




“I wish we could see what kind of cutting it would be before proceeding to the machining process”, we seem to hear what you said. We listened to what you said and developed the Simulation Mode for you. Choose how close you want to get to the rim and start the simulation by turning the handwheel. Whether you go forward or back. Don't forget, only in ATEK.



Laser horizontal

Laser vertical
(coming soon)



Probe horizontal

Probe vertical

 **Laser**

Continue to make precise measurements with the laser measurement system specially designed for speed lovers. Laser is standart with L-01H, L-01HV (coming soon), TPL-01H and TPL-01HV.

 **TouchProbe**

Get precise measurements with the touchprobe scanning system with 0.001 mm repeat accuracy. TouchProbe is standart with TP-01H, TP-01HV, TPL-01H and TPL-01HV.

TouchProbe & Laser:

We combined the touch probe for the most precise work and the laser when you need to be fast, and we created the TPL series for you. TouchProbe and laser is standart with TPL-01H and TPL-01HV. Don't forget, only in ATEK.




Horizontal

With the horizontal cutting mode developed to cut the upper surface of the rim up to 28 inches, you can cut by taking a measurement by laser or probe. You can have horizontal cut with 01H and 01HV models.




Vertical

Thanks to the vertical mode designed to cut the side surfaces of the rims up to 22 inches, you can cut either by probe or laser measurement. You can have vertical cut with 01HV models.



Print or E-Mail
Satisfy your customer.



We know that every car owner wants to know what action is taken on their car. So, **Elegance CNC Wheel Diamond Cutting Expert** creates a detailed report for you to print with an external printer or through Wi-Fi printer. If you only want to send digital reports to protect nature, Elegance can also e-mail the report for you.

You may also be interested in these.



PANGEA 12"-28"

PROFESSIONAL RIM REPAIR SERIES

- Move table, more strong lathe
- 2 Slides pressing system
- Digital error measurement
- Error fine tuning + or - 0,1 mm
- More strong body and mile
- With universal repairing head which can turn every where
- Remote control with two 8 ways multiaxes joystick
- High hydraulic speed for easy repair
- Control by 24V DC
- With gear box
- Rim press machine 12"-28" for rims



PAINTER

PROFESSIONAL RIM PAINTING

- Exproof fan with explosion protection
- 0.37 kW 1.1 Amp. 2.950 D / D 380V 50-60hz
- Air flow 2000 m³/h
- Pressure loss 300 Pa
- Yield 80%
- Operating temperature -40 / +50 C

Advantage

Step-by-step user friendly interface
Handwheel simulation mode
Free-mode for deburr
Open mode for previous works
Save, e-mail, print

Up to 20.000 job storage
Ergonomic and movable control panel
Totally enclosed body design
Reinforced steel skid body
Rigid body design

Compact design to save space
Long-lasting electrostatic powder painting
Rim protection in case of power cut situations
Combine slider door
Turning without removing the tire
Online free training (20 hours)

Specifications

Laser measuring system
Probe measuring system
0.001 mm iteration and positioning sensitivity
Heavy duty linear guideway (2pcs for each axis)
Heavy duty ball screw

Electronic safe door lock
Led interior lighting
Embedded interior camera for reports
Black chrome chuck clamps
Skid protection brushes

Ergonomic chip pan
Led tower light with buzzer
4 point fast and manual lubricating
Air-cooling for machining

Accessories

Left cutting tool
Right cutting tool
Straight cutting tool
Ratchet handle
Ratchet handle extension
10 mm hex wrench
Cutting tool hex wrench
3 mm hex wrench

Technics

Atek closed circuit control system by Syntec Co.
1.1 kW X axis motor
1.1 kW Z axis motor /w brake
380V 5.5 kW spindle motor (1250 rpm)
28" horizontal cut
22" vertical cut
15" max. Cut height (381 mm)
12" chuck with reinforced clamps

Dimensions

Width (mm) 1320
Length (mm) 1620
Height (mm) 2245
Weight (kg) 970

Models



		TP-01H	TP-01HV	L-01H	L-01HV	TPL-01H	TPI-01HV
Wheel Capacity	• 28" Horizontal Cutting (381 mm Rim Height)	✓	✓	✓	✓	✓	✓
	• 22" Vertical Cutting	✗	✓	✗	✓	✗	✓
	• 12" Chuck /w reinforced BlackChrome Clamps	✓	✓	✓	✓	✓	✓
Software	• Elegance Cutting Expert Software by ATEK	✓	✓	✓	✓	✓	✓
	• Windows Operating System	✓	✓	✓	✓	✓	✓
	• Save & E-Mail Report Modules (Direct Print Module with external Printer)	✓	✓	✓	✓	✓	✓
Computer	• Interior Camera for Before/After Report	✓	✓	✓	✓	✓	✓
	• Standard 15.6" Touch Screen (17.3" Opt.)	17.3" Opt.	17.3" Opt.	17.3" Opt.	17.3" Opt.	17.3" Opt.	17.3" Opt.
	• 802.11ac Wi-Fi Wireless Networking	✓	✓	✓	✓	✓	✓
Measuring	• Probe Measuring System	✓	✓	✗	✗	✓	✓
	• Laser Measuring System	✗	✗	✓	✓	✓	✓
Educate	• Free Online Training (20 Hours)	✓	✓	✓	✓	✓	✓

Showroom: Atatürk mah.
Hadımköy yolu üzeri 2.km
no.14 Esenyurt İstanbul Turkey
Tel. 0090 444 21 31
email. atek@atekmakina.com

Factory: Hastane mah.
Hadımköy İstanbul cad. no.54 34555
Arnavutköy İstanbul Turkey
Tel. 0090 0212 771 34 69 (pbx)

АТЕК МАШИНА ул. владая номер 1А
Пловдив / България до. Mr. Bricolage
Тел. 032/ 620 290; 032 629 782-83-84-85-86
Tel TR. 0212 944 44 34
Gsm. 00887227180 факс: 032/ 626 530
email. atek@atekmashina.bg web. www.atekmashina.bg

www.atekmakina.com