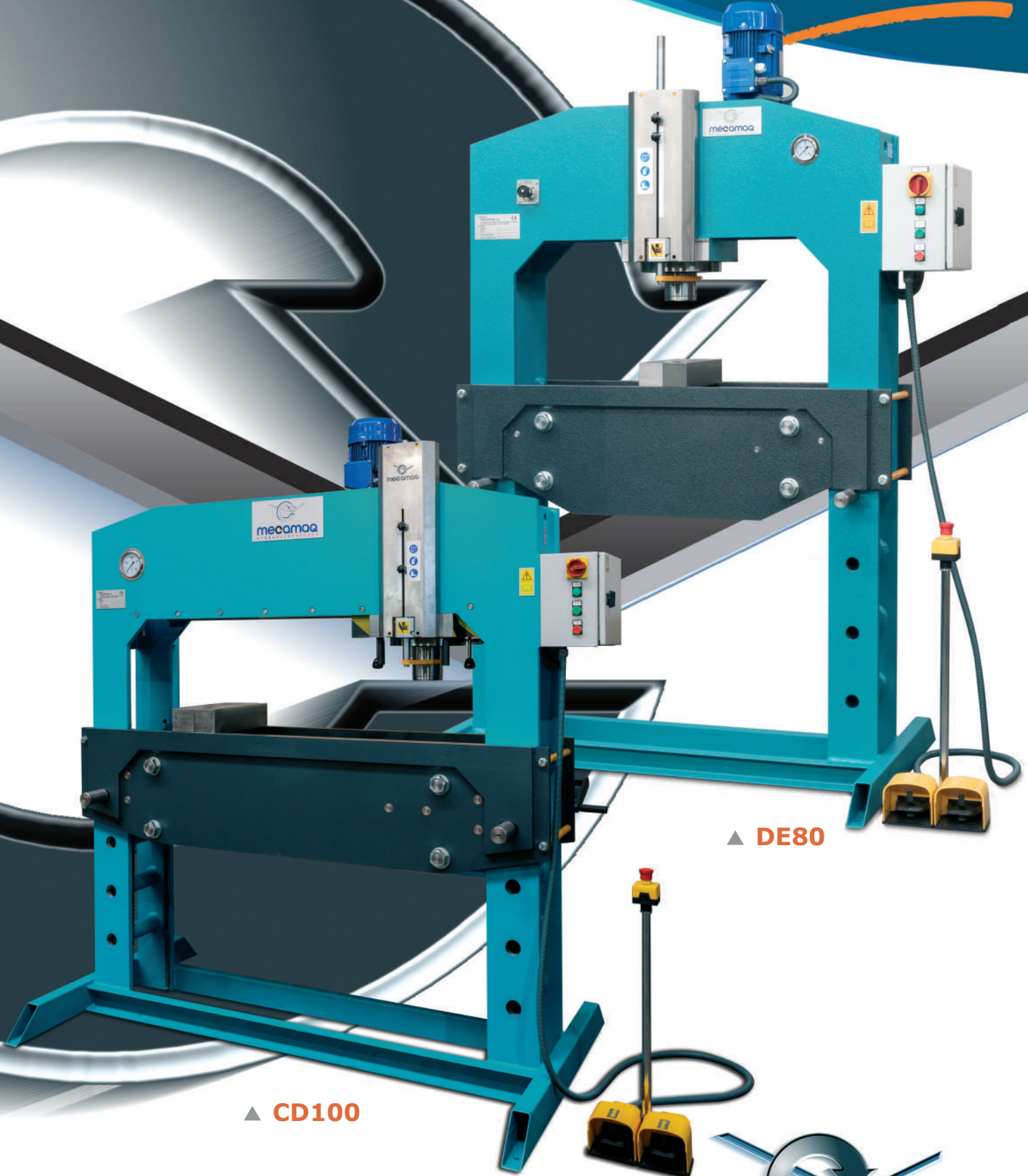


MECAMAQ HYDRAULIC PRESSES

WORKSHOP series



▲ CD100

▲ DE80



mecamaq

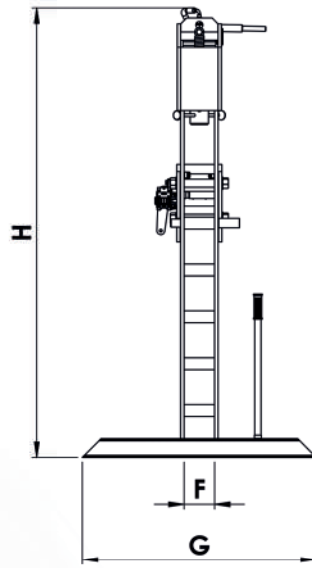
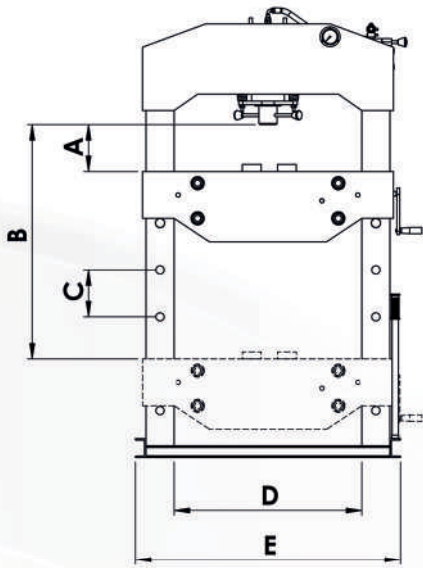


***MC50 OPTIONAL EQUIPMENT:** SAFETY FRONT DOORS -FIXED REAR GUARD.

***DE50 OPTIONAL EQUIPMENT:** PRESSURE REGULATOR - ACTIVATION BY MEANS OF ELECTRIC PEDALS - LIMIT SWITCHES AND ANTI SPIN SYSTEM
SAFETY FRONT DOORS - FIXED REAR GUARD- TWO HAND SAFETY ACTIVATION.

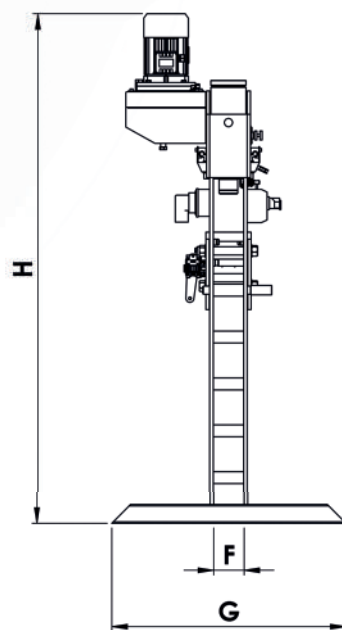
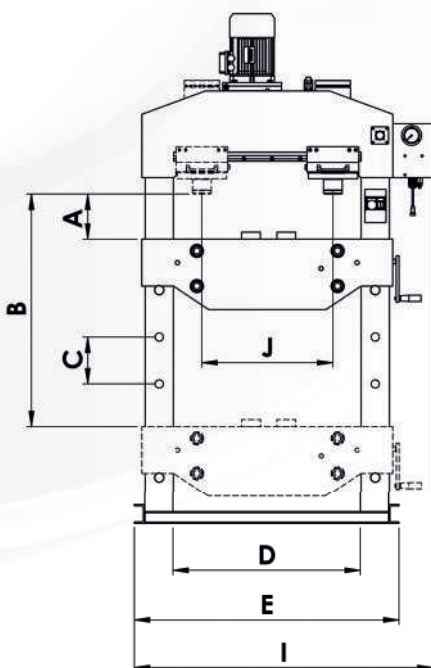
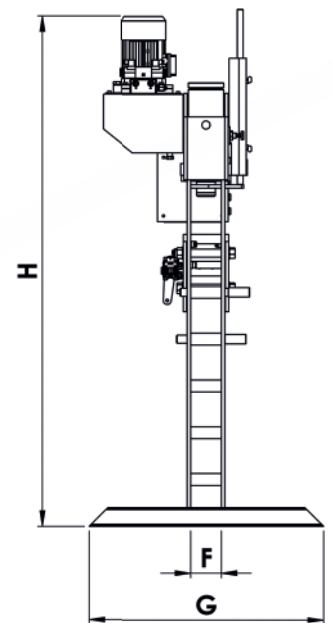
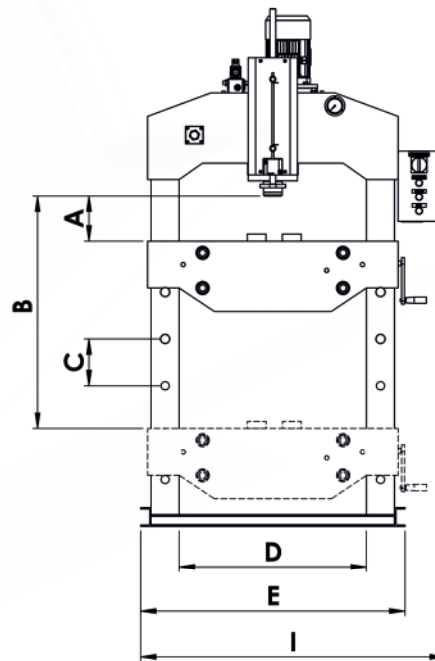
***DE50+ OPTIONAL EQUIPMENT:** PRESSURE REGULATOR- SAFETY FRONT DOORS- FIXED REAR GUARD.

CE




MODEL	MC50
POWER (Tm)	50
A (mm)	200
B (mm)	1000
C (mm)	200
D (mm)	800
E (mm)	1130
F (mm)	130
G (mm)	1000
H (mm)	1950

MODEL	DE50
POWER (Tm)	50
A (mm)	200
B (mm)	1000
C (mm)	200
D (mm)	800
E (mm)	1130
F (mm)	130
G (mm)	1000
H (mm)	2230
I (mm)	1380



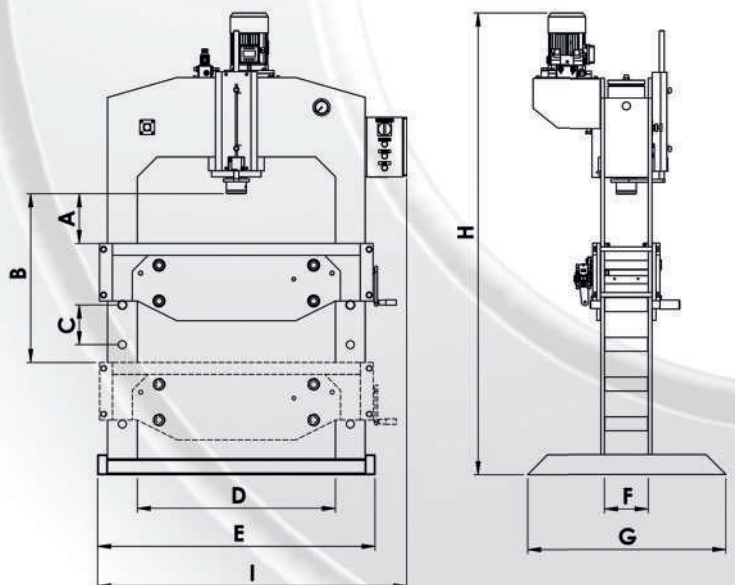
MODEL	DE50+
POWER (Tm)	50
A (mm)	200
B (mm)	1000
C (mm)	200
D (mm)	800
E (mm)	1130
F (mm)	130
G (mm)	1000
H (mm)	2230
I (mm)	1280
J (mm)	560

DE80



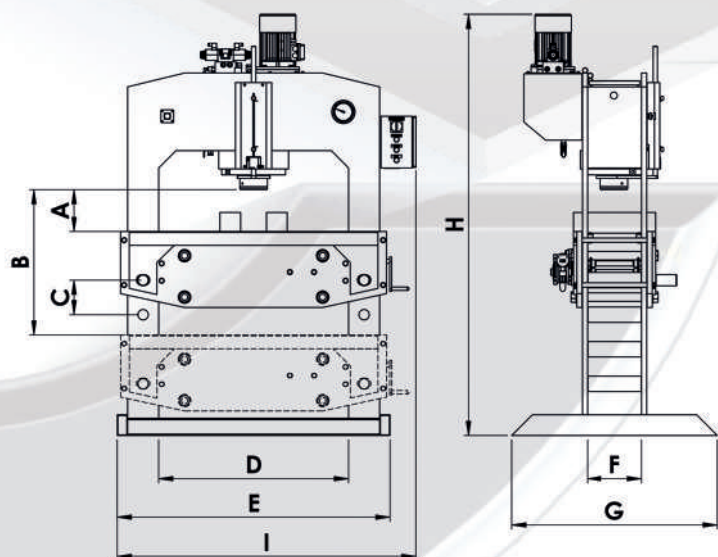
*Machine picture with optional equipment.

MODEL	DE80	DE100	DE125
POWER (Tm)	80	100	125
A (mm)	260	250	240
B (mm)	860	850	840
C (mm)	200	200	200
D (mm)	1000	1000	1000
E (mm)	1400	1400	1400
F (mm)	220	240	260
G (mm)	1000	1000	1000
H (mm)	2340	2340	2340
I (mm)	1600	1600	1600



***OPTIONAL EQUIPMENT AVAILABLE:** PRESSURE REGULATOR - ACTIVATION BY MEANS OF ELECTRIC PEDALS - 2 SPEEDS HYDRAULIC SYSTEM - MOTORIZED BEDPLATE - LIMIT SWITCHES AND ANTI SPIN SYSTEM - FOLDING EQUIPMENT- SAFETY FRONT DOORS - FIXED REAR GUARD - SPECIAL FRONT OPENING 1500mm.

DE250



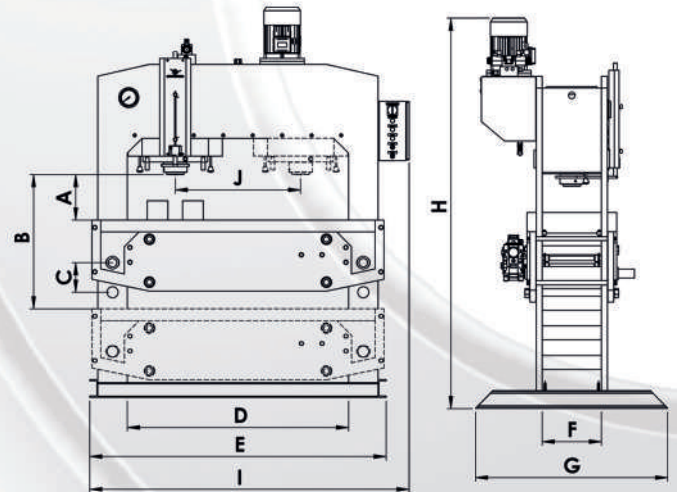
MODEL	DE150	DE200	DE250	DE300
POWER (Tm)	150	200	250	300
A (mm)	260	250	300	300
B (mm)	860	850	900	1020
C (mm)	200	200	200	240
D (mm)	1100	1100	1100	1500
E (mm)	1580	1580	1620	2060
F (mm)	280	320	350	400
G (mm)	1200	1200	1200	1300
H (mm)	2480	2480	2750	3000
I (mm)	1730	1730	1770	2210

***OPTIONAL EQUIPMENT AVAILABLE:** PRESSURE REGULATOR - ACTIVATION BY MEANS OF ELECTRIC PEDALS - 2 SPEEDS HYDRAULIC SYSTEM -
 MOTORIZED BEDPLATE - LIMIT SWITCHES AND ANTI SPIN SYSTEM - FOLDING EQUIPMENT- SAFETY FRONT DOORS - FIXED REAR GUARD -
 SPECIAL FRONT OPENING 1500mm.



*Machine picture with optional equipment.

MODEL	CD 100	CD150	CD200	CD250	CD300
POWER (Tm)	100	150	200	250	300
A (mm)	250	260	250	300	300
B (mm)	850	860	850	900	1020
C (mm)	200	200	200	200	240
D (mm)	1500	1500	1500	1500	1500
E (mm)	1980	1980	1980	2010	2050
F (mm)	260	300	350	400	450
G (mm)	1200	1200	1200	1300	1300
H (mm)	2450	2500	2500	2750	3000
I (mm)	2120	2120	2120	2165	2205
J (mm)	990	940	900	850	800



***OPTIONAL EQUIPMENT AVAILABLE:** PRESSURE REGULATOR - 2 SPEEDS HYDRAULIC SYSTEM - MOTORIZED BEDPLATE - LIMIT SWITCHES AND ANTI SPIN SYSTEM - FOLDING EQUIPMENT - SAFETY FRONT DOOR - FIXED REAR GUARD - TWO HAND SAFETY ACTIVATION.

MANUAL SERIES

MODEL	Power (Tm)	Stroke (mm)	Threaded piston rod (mm)	Front opening (mm)	Columns	Weight (KG)
MC50	50	150	150	800	4	360

* Single effect cylinder // Activation by means of manual pump.

DE50 / DE50+

MODEL	Power (Tm)	Stroke (mm)	Front opening (mm)	1 Speed (mm/min)	Movable cylinder (mm)	Motor (HP/KW)	Weight (KG)
DE50	50	250	800	450	-	4/3	480
DE50+	50	250	800	450	560	4/3	500

* Double effect cylinder // Activation by means of sensitive manual distributor.

DE SERIES

MODEL	Power (Tm)	Stroke (mm)	Front opening (mm)	1 Speed (mm/min)	2 Speeds (mm/min)	Motor (HP/KW)	Weight (KG)
DE	80	250	1000	300	600/300	4/3	850
DE	100	250	1000	240	600/240	4/3	1000
DE	125	250	1000	190	600/190	4/3	1150
DE	150	250	1100	230	600/230	5,5/4	1500
DE	200	250	1100	180	600/180	5,5/4	1960
DE	250	250	1100	145	600/145	7,5/5,5	2850
DE	300 (**)	300	1500	150	520/150	10/7,5	4050

* Double effect cylinder // Monoblock frame made of S355-JR steel // Activation by means of sensitive manual distributor //

Extreme of the piston rod mechanized for the adjustment of tools with removable head // Movable bedplate adjustable on different heights by means of worm reducer.

(**) Standard equipment includes electric pedals activation // Front opening 1500mm. // Motorized bedplate.

CD SERIES


MODEL	Power (Tm)	Stroke (mm)	Front opening (mm)	1 Speed (mm/min)	2 Speeds (mm/min)	Motor (HP/KW)	Weight (KG)
CD	100	250	1500	240	600/240	5,5/4	1550
CD	150	250	1500	230	600/230	5,5/4	1950
CD	200	250	1500	180	600/180	5,5/4	2530
CD	250 (**)	250	1500	145	600/145	7,5/5,5	3200
CD	300 (**)	300	1500	150	520/150	10/7,5	4100

* Double effect cylinder // Monoblock frame made of S355-JR steel // Activation by means of electric pedals // Extreme of the piston rod mechanized for the adjustment of tools with removable head // Movable bedplate adjustable on different heights by means of worm reducer // Front opening 1500mm.

(**) Standard equipment includes motorized bedplate.

DE80 ▶

▪ Folding equipment 415mm.



DE250 ▲

▪ Folding equipment 835mm.



mecamaq
HYDRAULIC PRESSES

Autovía N11, salida 487-484
Pol. Ind. SAU-3
C/ Bassots, Parcela nº10
25243 El Palau d'Anglesola (Lleida)
SPAIN

Tel. (+34) 973 71 12 81
mecamaq@mecamaq.com
www.mecamaq.com

